

ORAP Research Bulletin

*Office of Research, Assessment & Planning
Adelphi University*

December 2007

Highlights from the Alumni Survey

During the spring and summer of 2007, the Office of Research, Assessment and Planning surveyed Adelphi students who graduated during the 1996-1997 to 2000-2001 academic years. The survey was completed by 709 alumni (269 baccalaureate recipients, 412 master's recipients, and 28 IAPS doctoral recipients), resulting in a 15% response rate. Overall, survey respondents broadly reflected the population of degree recipients. This bulletin describes what happened to Adelphi's alumni after graduation, especially with respect to their employment and further education, and their opinions about programs and services.

Alumni Respondents' Characteristics

- The majority of respondents were women (73% of the undergraduates and 83% of the graduates).
- Almost one-quarter of the baccalaureate and master's respondents were members of a minority group, as were 14 percent of the doctoral respondents.
- The majority of respondents worked in the Long Island/New York City area (76% of the bachelor's, 84% of the master's, and 64% of doctoral degree recipients).
- The average salary of respondents was \$68,628 for baccalaureate, \$72,411 for master's, and \$102,875 for doctoral graduates.

What Did the Alumni Say about Adelphi?

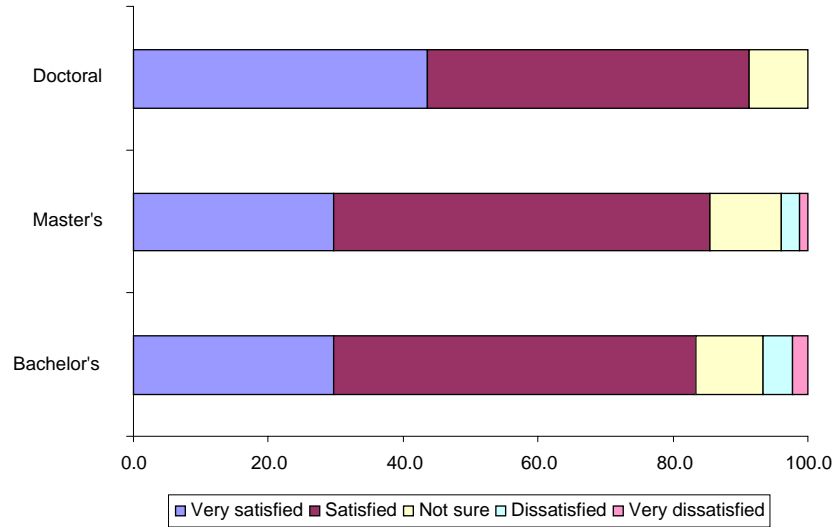
Adelphi Provided High Quality Academic Programs

- The overwhelming majority of Adelphi graduates at all levels rated the quality of education in their program as excellent or good.

	Quality of Education in Programs		
	Bachelor's	Master's	Doctoral
Excellent	39.2%	37.3%	64.3%
Good	52.1%	56.0%	32.1%

- Over three-quarters of respondents at all levels who continued their education were very satisfied or satisfied with the preparation they received at Adelphi for further education.

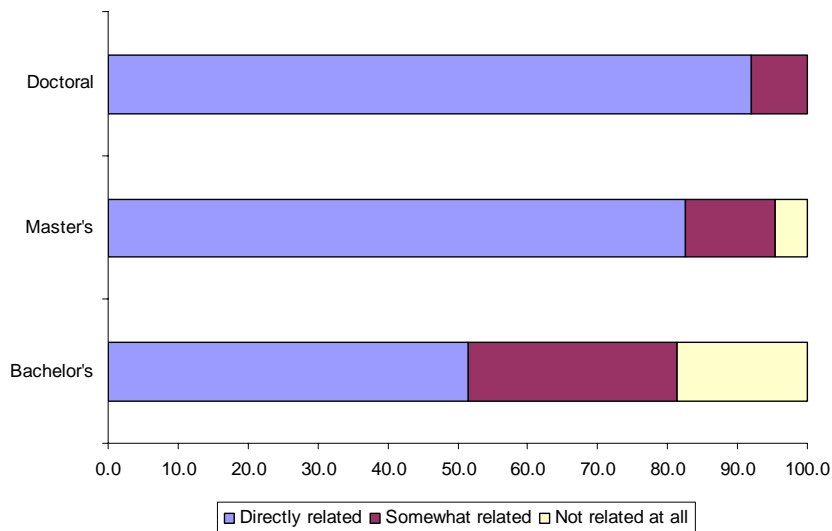
Of Those Pursuing Degree Education-% Satisfied with Adelphi Preparation



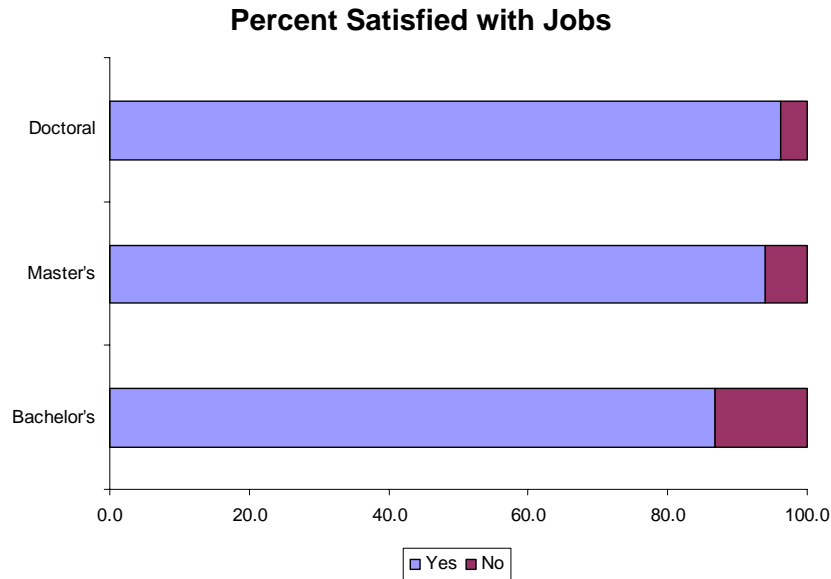
Adelphi Provided Excellent Professional Preparation

- More than 80 percent of advanced degree respondents reported they were satisfied with the quality of their career preparation, while bachelor's respondents were slightly less positive about this item (73%).
- Half of the bachelor's degree respondents indicated that their current job was directly related to their area of study while at Adelphi, as did 82 percent of those with master's degrees and 92 percent of those with doctorates.

Current Job Related to Major Area of Study at Adelphi



- The vast majority of respondents were satisfied with their jobs (87% percent of the bachelor's, 94% of the master's and 96% doctoral recipients).



Adelphi Has a Good Reputation

- Master's respondents were more likely to perceive Adelphi's current reputation as excellent or good, followed by baccalaureate respondents, and doctoral respondents.

Adelphi's Current Reputation			
	Bachelor's	Master's	Doctoral
Excellent	19.8%	23.3%	7.4%
Good	59.3%	58.8%	63.0%

- Close to 90% of master's respondents indicated they would recommend Adelphi to a friend or relative; while bachelor's and doctoral respondent were slightly less certain (79%).

Some Opportunities for Development

Overall, although alumni were enthusiastic about their Adelphi experience, some opportunities for development are evident.

- The current trend of developing more online courses and programs at Adelphi is timely, as the majority of alumni expressed interest in online learning. Alumni from different levels, and schools had different reasons for taking online courses, so efforts could be made to meet their specific needs. For example, alumni from Education and Nursing were more likely to indicate taking online courses for credit; whereas, alumni from undergraduate Business were more interested in the courses for job training, as were advanced degree alumni from IAPS and Social Work.

Interests in Online Courses			
For Credit	%	For Job Training	%
Education-U	61.1	Social Work-G	36.2
Nursing-G	52.4	IAPS-G	35.7
Nursing-U	45.9	Business-U	32.0
Education-G	42.0	A&S-G	30.0
Social Work-U	33.3	Nursing-G	28.6
Social Work-G	28.5	Education-U	27.8
University College	27.2	Nursing-U	27.0
A&S-U	26.4	Business-G	25.6
IAPS-G	25.0	A&S-U	25.3
Business-G	15.4	Education-G	24.1
Business-U	12.0	Social Work-U	23.8
A&S-G	10.0	University College	21.0

- Most alumni tend to remain in the Long Island/New York City and tri-state areas after graduation, but a relatively low proportion visited Adelphi campus. For this survey, alumni were asked to indicate the purposes for returning to Adelphi since graduation. Overall, the main purposes were ‘to see/hear professional speakers’, followed by ‘to use the library’. By focusing attention on the preferred events, Adelphi will be able to keep alumni involved with the institution after graduation.

Purposes of Returning to Adelphi Since Graduation			
	Bachelor's %	Master's %	Doctoral %
For homecoming	5.2	2.7	0.0
To attend musical events	5.6	5.4	7.1
To attend sports events	5.2	4.1	0.0
To see/hear professional speakers	12.4	19.2	21.4
For a networking event	7.9	6.3	7.1
For continuing education courses	6.0	9.2	7.1
To use the library	12.0	8.5	14.3
To use the recreational facilities	4.9	3.6	0.0

For additional information on this Research Bulletin topic or other ORAP projects and reports, contact:
 The Office of Research, Assessment and Planning, Levermore Hall, Rm. 307, Adelphi University, Garden City, NY 11530. Phone: 516.877.3233 Fax: 516.877.3237
 Or visit our Web site: <http://intranet.adelphi.edu/orap/>