

ORAP Research Bulletin

Office of Research, Assessment & Planning
Adelphi University

May 2006

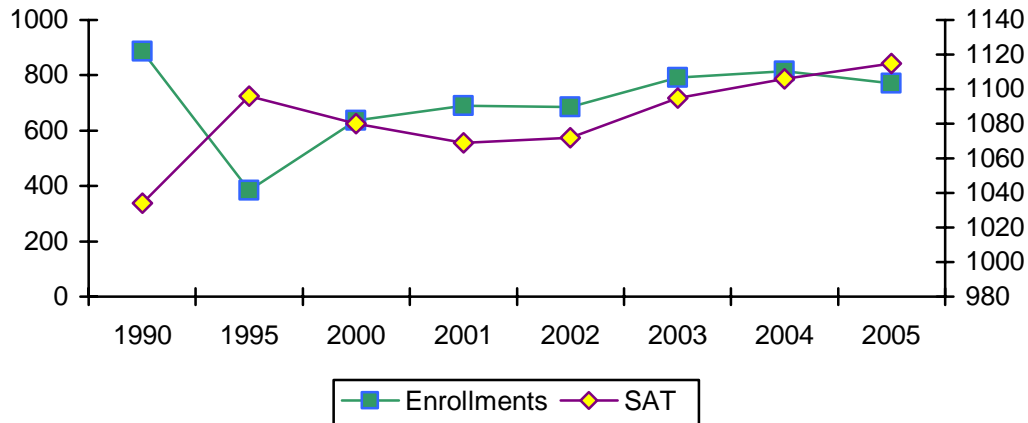
Fall 2005 Adelphi University Data Book

The *Fall 2005 Adelphi University Data Book*, the seventh in the series, represents the continuing publication of an annual statistical compendium of information about the University. It provides a current snapshot of our students, faculty and financial situation, as well as a reflection of trends over time. It attempts to answer the most commonly asked questions about Adelphi.

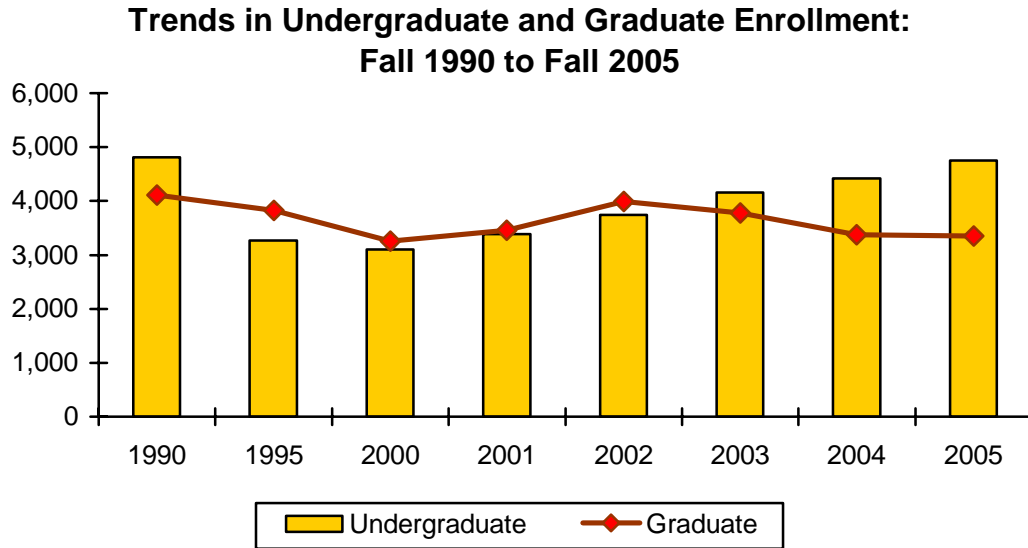
The *Fall 2005 Data Book* is organized into twelve major divisions: Admissions, New Student Enrollment, Enrollment, Special Populations, Degrees Granted, Retention and Graduation, Courses, Faculty, Financial Aid, Finance and Administration, Library and National Comparisons. A sampling of content is presented below.

From the [Admissions](#) section: The number of first-time freshmen enrolling at Adelphi University has rebounded dramatically from its low point in the mid- to late-1990s. SAT scores have also improved.

**First-time Freshmen Enrollment and Total SAT Scores:
Fall 1990 to Fall 2005**



From the [Enrollment](#) section: Undergraduate enrollment at Adelphi University has increased steadily since 2000, while graduate enrollment has remained comparatively stable.



From the [Library](#) section: Adelphi University spent almost \$1.5 million on library materials in 2004-2005.

University Libraries' Statistics

	2004-2005
Total Volumes in Library (including Gov. Docs)	656,815
Volumes Added (gross)	8,492
Volumes Withdrawn	5,444
Volumes Added (net)	3,048
Microforms	804,914
Periodicals & Serials Subscriptions	1,731
Sound Recordings	16,469
Video and Films	6,367
Slides	19,662
Databases	135
E-Journals	32,605
Materials Expenditures (All Sources)	\$1,477,053

All data include Swirbul Library as well as the Manhattan, Hauppauge and Hudson Valley Libraries.

From the [Special Populations](#) section: The number of international students at Adelphi University has risen by more than 75 percent in the last fifteen years. Undergraduate and graduate international students are profiled below:

**Profile of International Students:
Fall 1990 to Fall 2005**

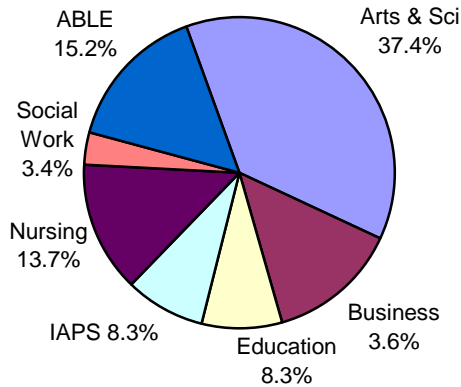
	1990	1995	2000	2001	2002	2003	2004	2005
Undergraduate								
Number	91	140	127	129	123	125	127	163
Full-time	92.3	92.9	96.1	96.1	95.1	94.4	97.6	98.2
Part-time	7.7	7.1	3.9	3.9	4.9	5.6	2.4	1.8
Men	61.5	64.3	51.2	53.5	55.3	42.4	45.7	45.4
Women	38.5	35.7	48.8	46.5	44.7	57.6	54.3	54.6
Age Categories								
Under 20	27.5	14.3	35.5	30.2	20.3	24.0	29.9	30.1
20–22	54.9	47.9	31.8	41.1	48.8	41.6	43.3	41.1
23–24	9.9	20.7	10.9	13.2	13.0	17.6	15.0	12.3
25–29	5.5	12.9	20.9	14.7	12.2	11.2	6.3	10.4
30–39	2.2	2.9	0.9	0.8	5.7	5.6	5.5	6.1
40 & Over	0.0	1.4	0.0	0.0	0.0	0.0	0.0	0.0
Mean Age	21.3	23.2	21.9	21.9	22.7	22.5	22.1	22.1
Live in Residence Halls	57.1	31.4	47.2	44.2	35.8	38.4	33.1	38.0
Graduate								
Number	46	75	63	76	86	85	91	81
Full-time	19.6	29.3	39.7	43.4	48.8	45.9	40.7	44.4
Part-time	80.4	70.7	60.3	56.6	51.2	54.1	59.3	55.6
Men	71.7	53.3	34.9	44.7	44.2	42.4	40.7	43.2
Women	28.3	46.7	65.1	55.3	55.8	57.6	59.3	56.8
Age Categories								
Under 20	0.0	0.0	0.0	0.0	0.0	0.0	0.0	0.0
20–22	0.0	4.1	1.6	15.8	9.3	10.6	6.6	2.5
23–24	13.5	31.5	20.6	13.2	23.3	25.9	35.2	25.9
25–29	70.3	39.7	39.7	43.4	43.0	35.3	33.0	51.9
30–39	29.7	20.5	28.6	22.4	22.1	24.7	19.8	13.6
40 & Over	10.8	4.1	9.5	5.3	2.3	3.5	5.5	6.2
Mean Age	29.9	27.8	29.3	28.0	27.4	27.4	27.4	27.6
Live in Residence Halls	21.7	14.7	12.7	6.6	11.6	11.8	8.8	6.2
Total Intl Students	137	215	190	205	209	210	218	244

From the [National Comparisons](#) section: Adelphi's average freshman SAT score is higher than both New York State and national figures. In addition to the following table, the *2005 Data Book* includes comparative verbal and math SAT scores for every year since 1990.

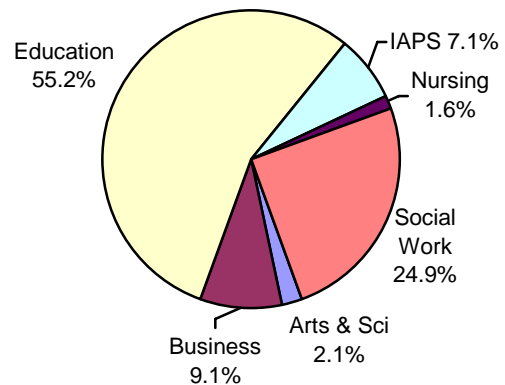
Fall 2005 Freshman SAT Scores			
	Adelphi	New York State	National
Mean SAT Scores			
Math SAT	565	511	520
Verbal SAT	550	497	508
Total SAT	1,115	1,008	1,028

From the [Degrees Granted](#) section: The College of Arts & Sciences grants the largest number of undergraduate degrees, while the School of Education confers the largest number of graduate (master's) degrees.

**Baccalaureate Degrees by School:
2004-2005**



**Master's Degrees by School:
2004-2005**



The Fall 2005 Data Book is available in PDF format at the ORAP Intranet site. A limited number of bound copies are also available in the ORAP office, located in Levermore, Room 307.

.....
For additional information on this Research Bulletin topic or other ORAP projects and reports, contact: The Office of Research, Assessment & Planning, Levermore Hall, Rm. 307, Adelphi University, Garden City, NY 11530.

Tel. 516.877.3233, Fax 516.877.3237

Or visit our Web site: <http://intranet.adelphi.edu/orap/>