

# ORAP Research Bulletin

*Office of Research, Assessment & Planning  
Adelphi University*

September 2008

---

## Graduation Rates Update – How does Adelphi Compare?

Typically, graduation rates measure the percentage of students who have earned degrees from the institution where they *first matriculated*. This measure is frequently used as an indicator of institutional effectiveness. The importance of graduation rates increased with the passage of the “Student Right to Know Act,” which requires that institutions participating in any student financial assistance program under Title IV of the Higher Education Act disclose retention information for first-time, full-time freshmen. This bulletin focuses on the most recent data of Adelphi’s six-year graduation rates for various subsets of first-time, full-time freshmen. Adelphi’s retention rates are also compared with national data, when available. The most recent information available for Adelphi is for the 2001 cohort<sup>1</sup>; for national comparison, information for the 2000 cohort is the most recent available.

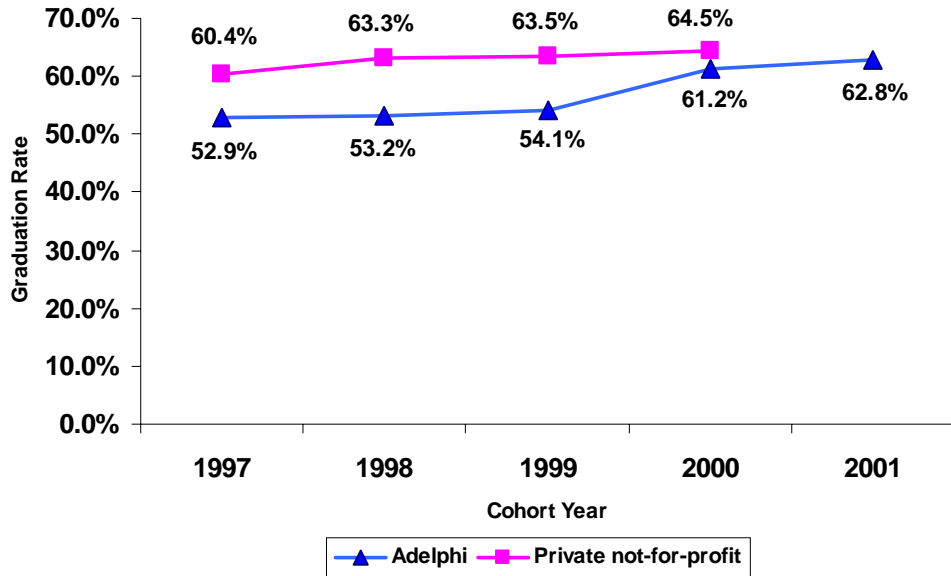
### Six-Year Graduation Rates Continue to Rise at Adelphi

- ❖ Encouragingly, when examining the last five cohorts of first-time, full-time Adelphi freshmen, six-year graduation rates have consistently increased.
- ❖ When compared with the 1997 cohort of Adelphi first-time, full-time freshmen, the graduation rate of the 2001 cohort is 10 points higher, reaching 63%.
- ❖ Adelphi’s current six-year graduation rate is similar to that of other private 4-year institutions.

---

<sup>1</sup> A cohort is defined as students entering the college in the same year.

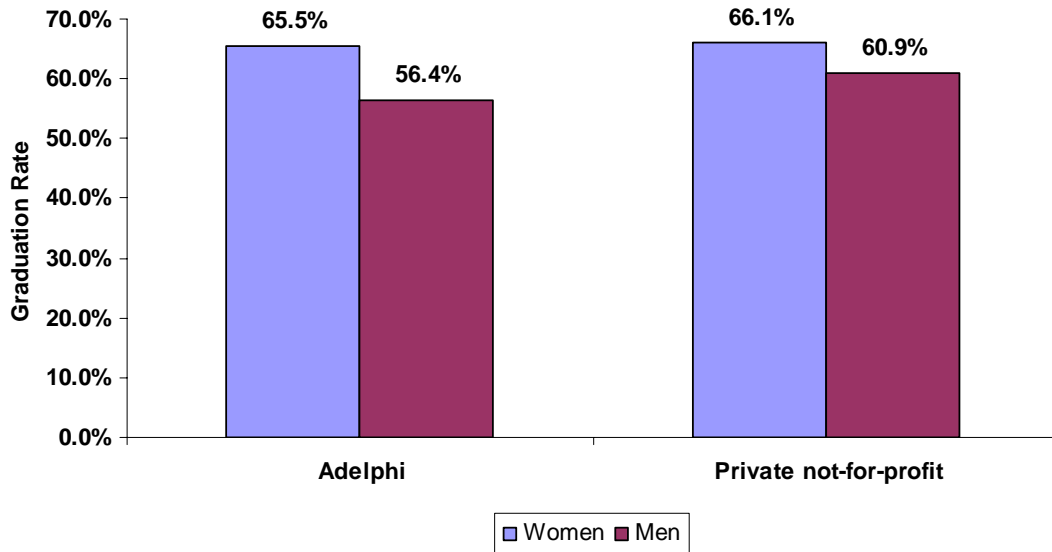
**Six-Year Graduation Rate - First-time, Full-time Freshmen**



**Women’s Six-year Graduation Rates are Higher than Men’s**

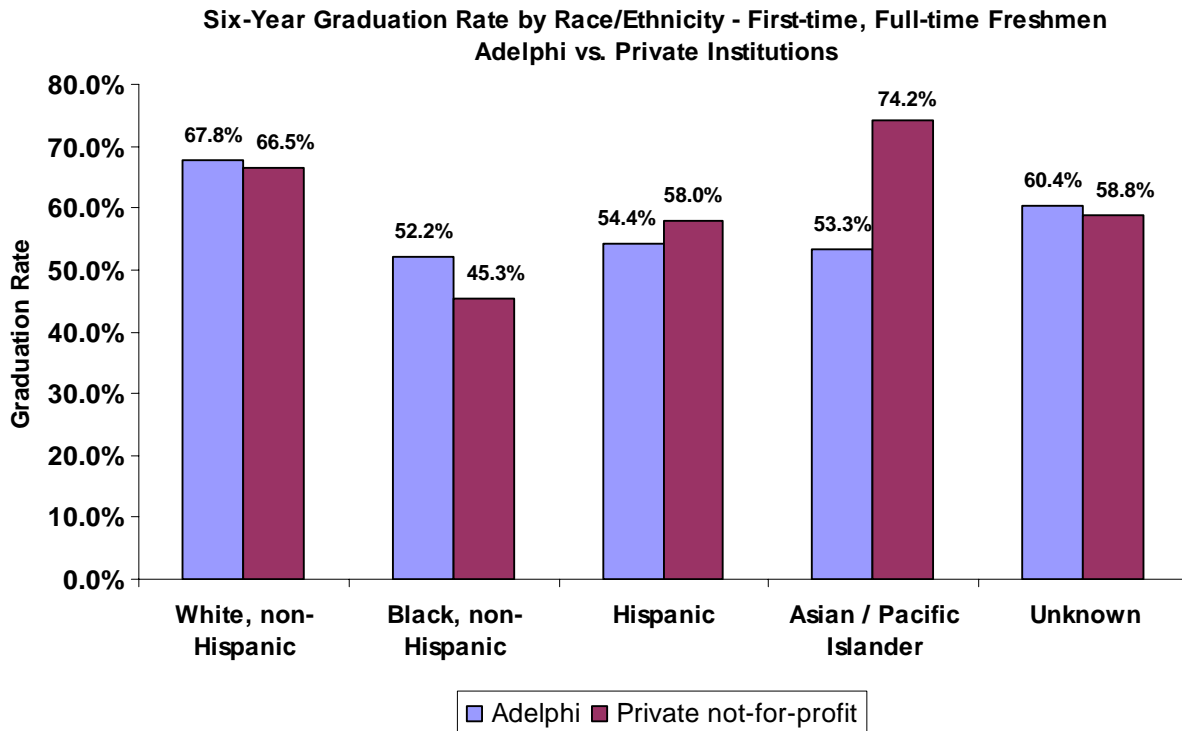
- ❖ Similar to the pattern seen nationally, Adelphi’s women have a higher six-year graduation rate than their men.
- ❖ Although Adelphi women are keeping pace with the national data, Adelphi men lag behind the national average.

**Six-year Graduation Rate - Full-time, First-time Freshmen:  
Women vs. Men**



## Six-year Graduation Rates Differ by Race/Ethnicity Both at Adelphi and Nationally

- ❖ White, non-Hispanic students have the highest six-year graduation rates at Adelphi (67.8%), compared to other racial and ethnic groups; these rates are comparable to national data for private not-for-profit 4-year institutions (66.5%).
- ❖ The six-year graduation rate of Adelphi’s Black, non-Hispanic students, surpasses that of other private 4-year institutions (52.2% vs. 45.3%).
- ❖ The six-year graduation rate of Adelphi’s Hispanic students is slightly lower than the national comparison (54.4% vs. 58.0%).
- ❖ Additionally, the six-year graduation rate of Adelphi’s Asian students is notably lower than their peers nationally (53.3% vs. 74.2%).

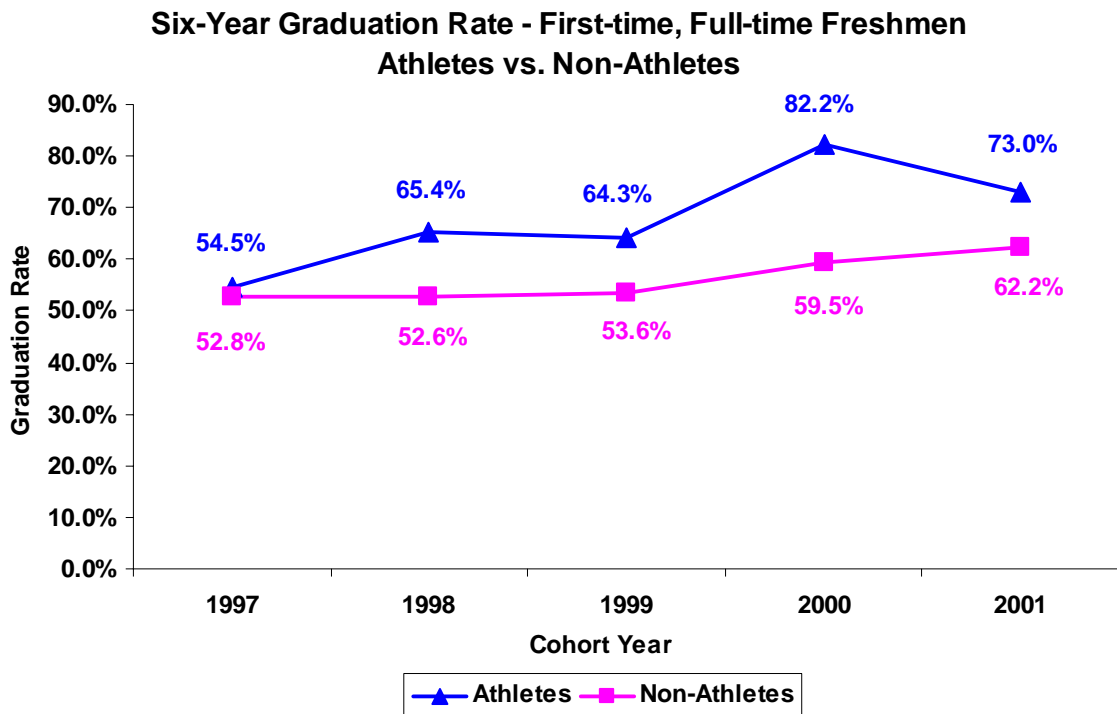


## Adelphi Freshmen from New York State Have Higher Six-Year Graduation Rates than Out-of-State Freshmen

Adelphi Six-Year Graduation Rates – NY State vs. Out-of-State Freshmen	
NY State	Out-of-State
<b>64.3%</b>	<b>54.5%</b>

## Athletes' Six-year Graduation Rates Surpass those of Non-Athletes

- ❖ When tracking the most recent five cohorts, Adelphi's athletes have a higher six-year graduation rate than non-athletes.
- ❖ Although graduation rates for non-athletes continue to steadily increase, athletes' graduation rates have fluctuated over the years. This instability is probably due to the small number of athletes within the cohort (ranging from 22 to 45).



\*\*\*\*\*

**For additional information on this Research Bulletin topic or other ORAP projects and reports, contact:** The Office of Research, Assessment and Planning, Levermore Hall, Room 307  
Adelphi University, Garden City, NY 11530  
Phone: 516.877.3233 Fax: 516.877.3237  
Web site: <http://intranet.adelphi.edu/orap/>